

NCAA Official Box

13

Harding University vs. Arkansas Tech DATE Jan. 8, 1987
 AT Searcy, Ark. OFFICIALS Glen Siler, S. Bonds ATTENDANCE 2002

NO. (V)	TEAM	2PT FG		3PT FG		FT		REBOUNDS			PER FOULS	TOTAL PTS	ASSTS	STLS	BLOCK SHOTS	TURN OVERS	MINS PLYED
		MADE	ATTD	MADE	ATTD	MADE	ATTD	O	D	TOT							
22	Shannon Hughes	3	6	3	5	4	4	1	4	5	3	19	2	2	0	3	
42	Marvin Mathis	5	10	1	1	2	3	0	0	0	3	15	1	1	0	2	
44	Rolando Garcia	6	8	0	0	1	2	3	7	10	1	13	1	0	2	0	
32	Corey Camper	8	11	0	0	6	6	1	2	3	2	22	1	2	0	2	
4	Tim Smallwood	0	1	0	2	0	1	0	2	2	4	0	2	1	0	1	
52	Keith Miller	1	2	0	0	2	2	2	0	2	4	4	1	0	0	0	
34	David James	2	5	0	0	0	2	1	1	2	0	4	0	0	0	0	
54	Carl Collins	2	3	0	0	0	1	0	0	0	2	4	0	0	0	0	
14	Barry Thames	1	3	0	0	0	0	0	2	2	0	2	0	0	0	1	
10	Curtis Washington	0	0	0	0	0	0	0	1	1	1	0	1	0	0	1	
50	Sean French	0	0	0	0	0	1	0	0	0	0	0	0	0	0	0	
40	Greg Stevenson	DNP															
24																	
30																	
TOTALS		28	49	4	8	15	24	8	18	26	20	83	9	6	2	10	

FG% 1st Half 16/30 .533 FG% 2nd Half 16/27 .593 FG% Game 32/57 .561 Dead Ball Rebounds 2
 FT% 1st Half 11/13 .846 FT% 2nd Half 4/8 .500 FT% Game 15/21 .714 Team Rebounds 4

NO. (H)	TEAM	2PT FG		3PT FG		FT		REBOUNDS			PER FOULS	TOTAL PTS	ASSTS	STLS	BLOCK SHOTS	TURN OVERS	MINS PLYED
		MADE	ATTD	MADE	ATTD	MADE	ATTD	O	D	TOT							
44	Jeff Anderson	6	10	0	0	1	1	1	0	1	4	13	0	0	0	0	
52	David Ross	2	4	0	0	0	0	0	3	3	2	4	0	0	0	1	
24	Tim Hardin	1	2	1	3	2	4	2	1	3	0	7	1	0	1	0	
32	Al Hert	4	9	1	2	0	1	0	2	2	2	11	3	2	1	1	
10	Stanley Barnes	1	1	0	0	5	7	2	3	5	3	7	0	0	0	2	
42	Tommy Johnson	4	11	0	1	2	2	3	4	7	2	10	0	0	2	2	
34	Steren Wyatt	0	0	0	0	0	0	0	0	0	0	0	0	0	0	1	
22	Michael Wyatt	0	1	0	0	0	1	1	0	1	1	0	0	1	0	0	
30	Tinker Gibbons	1	1	0	0	2	2	0	1	1	0	4	0	1	0	0	
14	Gary Townsend	0	0	1	2	2	2	0	1	1	1	5	0	0	0	1	
54	Eric Williams	2	5	0	0	4	4	3	0	3	3	8	0	0	0	0	
20	Maurio Cole	0	1	0	0	0	0	0	2	2	0	0	0	0	0	0	
40	Edwin Turner	3	6	1	1	1	2	3	1	4	0	10	0	0	0	0	
50	Ricky Smith	DNP															
12	Todd McCracken	DNP															
TOTALS		24	51	4	9	19	26	15	18	33	18	79	4	4	4	8	

FG% 1st Half 14/28 .500 FG% 2nd Half 14/32 .437 FG% Game 28/60 .466 Dead Ball Rebounds 4
 FT% 1st Half 5/9 .555 FT% 2nd Half 14/17 .823 FT% Game 19/26 .730 Team Rebounds 1

SCORE BY HALVES		1	2	OT	OT	OT	TOTAL	
HARDING	44	39					83	6-7, 3-2
ARK. TECH	35	44					79	8-3, 4-2

NAIA

ABBREVIATED HALFTIME SUMMARY OF STATISTICS

HARDING

vs.

ATU

DATE

1/8/87

GAME No.

13

TEAM STATISTICS

Visitors:

Home:

SCORE	<u>44</u>	<u>35</u>
FIELD GOALS	<u>15</u> of <u>30</u> ; <u>.533</u> %	<u>14</u> of <u>28</u> ; <u>.500</u> %
FREE THROWS	<u>11</u> of <u>13</u> ; <u>.846</u> %	<u>5</u> of <u>9</u> ; <u>.555</u> %
REBOUNDS	Off: <u>5</u> Def: <u>11</u>	Off: <u>6</u> Def: <u>7</u>
ASSISTS	<u>7</u>	<u>3</u>
STEALS - BLOCKS	<u>3</u> - <u>1</u>	<u>2</u> - <u>4</u>
TURNOVERS	<u>4</u>	<u>4</u>
PERSONAL FOULS	<u>9</u>	<u>10</u>

INDIVIDUAL STATISTICS

No.

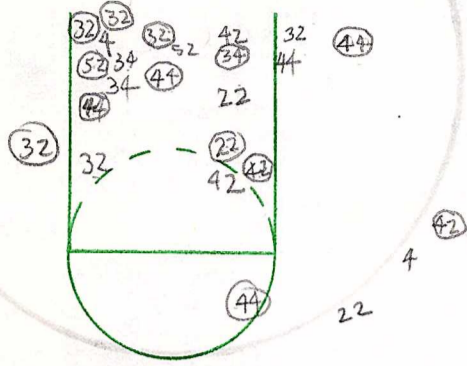
Name

No.

Name

SCORING LEADERS		<u>Camper 12</u>		<u>Anderson 11</u>
		<u>Garcia 9</u>		<u>Hert 7</u>
		<u>Hughes 8</u>		
REBOUND LEADERS		<u>Garcia 6</u>		<u>Johnson 4</u>
				<u>Barnes 4</u>
ASSIST LEADERS		<u>Hughes 2</u>		<u>Hert 2</u>
STEAL LEADERS				
PLAYERS WITH 3 OR MORE FOULS		<u>Miller 3</u>		<u>Anderson 3</u>

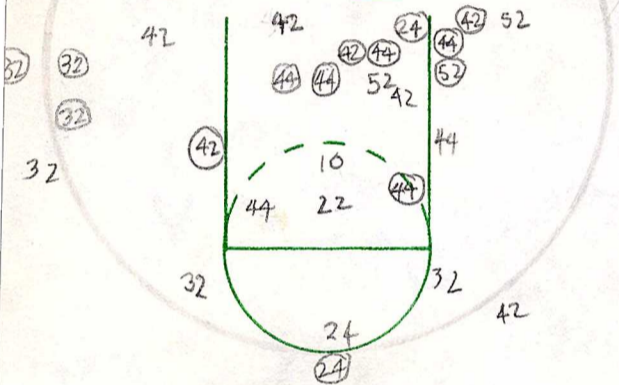
Shot Chart Quarter



22 42 22 54

FGA 29 FGM 16 %

Shot Chart Quarter



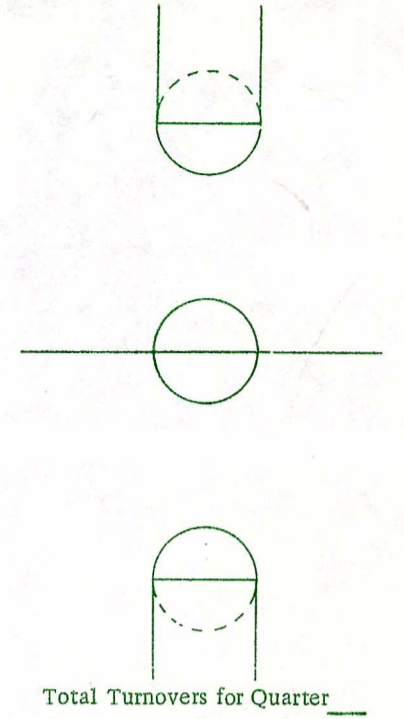
FGA 28 FGM 14 %

Half Shooting Totals FGA FGM %

WALK BAD PASS Fumble sec 3 Double Dribble

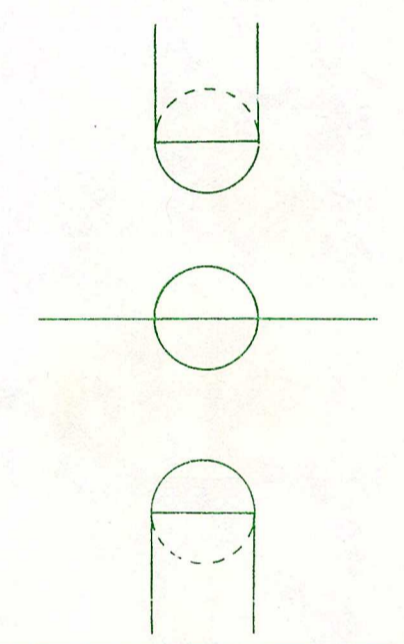
Player No.	Off. Reb.	Def. Reb.	Steals	Tied Balls	Caused Mistake
22		11			
42	1	11			
52					
32			1		
4					
14					
54					
34					
10		1			
44					
50					
40					
24					
30					
10		1			
12					
14					
20					
22					
24					
30					
32		1			
34			1		
40					
42					
44					
50					
52					
34					
40					
52					
34					
Half Totals					

Turnover Chart Quarter



Total Turnovers for Quarter

Turnover Chart Quarter



Total Turnovers for Quarter

Total Turnovers for Half

Home Name	No.	Fouls	Quarter Free Throws	Quarter Free Throws	Team Fouls	Visitor Name	No.	Fouls		
HUGHES	22	1 2 3 4 5	● ● ● ● ●	● ● ● ● ●	Home 1 2 3 4 5 6	BARNES	10	1 2 3 4 5		
MATHIS	42	1 2 3 4 5			Vis. 1 2 3 4 5 6	MCCRACKIN	12	1 2 3 4 5		
MILLER	52	1 2 3 4 5	● ●		Time Outs		TOWNSEND	14	1 2 3 4 5	
CAMPER	32	1 2 3 4 5	● ● ● ● ●		Home 1 2 3 4 5 6	COLE	20	1 2 3 4 5		
SMALLWOOD	4	1 2 3 4 5		● ●	Vis. 1 2 3 4 5 6	WYATT	22	1 2 3 4 5		
THAMES	14	1 2 3 4 5		● ●	Score		HARDIN	24	1 2 3 4 5	
COLLINS	54	1 2 3 4 5	●		Qt. Qt. Half		GIBBONS	30	1 2 3 4 5	
JAMES	34	1 2 3 4 5		●	Home		HERT	32	1 2 3 4 5	
WASHINGTON	10	1 2 3 4 5			Vis.		WYATT	34	1 2 3 4 5	
GARCIA	44	1 2 3 4 5	● ●		Officials:		BRANDON	40	1 2 3 4 5	
FRENCH	50	1 2 3 4 5					JOHNSON	42	1 2 3 4 5	
STEVENSON	40	1 2 3 4 5		●	Half Free Throw Totals		ANDERSON	44	1 2 3 4 5	
Team Totals					Att.	Made	%	HARRIS	50	1 2 3 4 5
WHITE	24	1 2 3 4 5					Statistician:			
HAYWARD	30	1 2 3 4 5					ROSS	52	1 2 3 4 5	
Game:							WILLIAMS	54	1 2 3 4 5	

Team Name	1	2	3	4	Extra	Final
ARK. TECH						78
HARDING						83

GAME TOTALS

Name	No.	Qtrs. Played	Fouls	Bad Pass	Walk	Fumble	D. Dribble	Lane Vio.	Steals	ASSISTS	Caused Mistake	Off. Reb.	Def. Reb.	FIELD GOALS				FREE THROWS				3 Points Points by Qtrs.					Total Pts.
														Att.	Made	Miss	%	Att.	Made	Miss	%	Att	M	0	0	0	
HUGHES	22		3	4	0	0	0	0	3	3		1	4	6	3	3	50	4	4	0	100	5	3	60	19		
MATHIS	42		3	2	1	2	0	0	1	4		0	0	10	5	5	50	3	2	1	66	1	1	100	15		
MILLER	52		4	0	0	0	0	0	0	1		2	0	2	1	50	2	2	0	100	0	0	0	4			
CAMPER	32		2	1	0	1	0	0	1	1		1	0	11	8	3	72	6	6	0	100	0	0	0	22		
SMALLWOOD	4		4	0	0	1	0	0	1	2		0	2	1	0	1	0	1	0	1	0	2	0	0	0		
THAMES	14		0	0	1	0	0	0	1	1		1	1	3	1	2	33	0	0	0	0	0	0	0	2		
WASHINGTON	10		1	1	0	0	0	0	0	1		0	0	0	0	0	0	0	0	0	0	0	0	0	0		
COLLINS	54		2	3	0	0	0	0	0	0		0	0	3	2	1	66	1	0	1	0	0	0	0	4		
JAMES	34		0	0	0	0	0	0	0	0		1	1	5	2	3	40	2	0	2	0	0	0	0	4		
GARCIA	44		1	0	0	1	0	0	0	1		3	8	8	6	2	75	2	1	1	0	0	0	0	13		
STEVENSON	40		0	0	0	0	0	0	0	0		0	0	0	0	0	0	0	0	0	0	0	0	0	0		
HAYWARD	30		0	0	0	0	0	0	0	0		0	0	0	0	0	0	0	0	0	0	0	0	0	0		
WHITE	24		0	0	0	0	0	0	0	0		0	0	0	0	0	0	0	0	0	0	0	0	0	0		
FRENCH	50		0	0	0	0	0	0	0	0		0	0	0	0	0	0	1	0	1	0	0	0	0	0		
Team Totals			20	8	2	5	0	0	7	14		9	16	49	28	21	57	21	15	7	7	18	4	50	83		

CUMULATIVE TOTALS

Name	No.	Qtrs. Played	Fouls	Bad Pass	Walk	Fumble	D. Dribble	Lane Vio.	Steals	ASSISTS	Caused Mistake	Off. Reb.	Def. Reb.	FIELD GOALS				FREE THROWS				3 Points Points by Qtrs.					Total Pts.
														Att.	Made	Miss	%	Att.	Made	Miss	%	Att	M	0	0	0	
HUGHES	22		34	10	3	9	0	0	36	40		8	26	43	21	22	48	38	28	10	73	64	22	34	136		
MATHIS	42		40	12	8	12	0	0	14	37		15	49	121	57	64	47	32	20	12	62	1	1	100	137		
MILLER	52		40	5	4	4	0	0	9	6		19	40	91	51	40	56	27	24	3	88	0	0	0	126		
CAMPER	32		30	8	4	8	0	0	16	26		40	37	125	61	64	48	57	41	16	71	7	3	42	172		
SMALLWOOD	4		32	12	2	7	0	0	12	20		8	14	59	31	28	52	27	20	7	74	32	15	46	127		
THAMES	14		19	10	9	6	0	0	4	7		17	20	64	34	30	53	24	18	6	75	3	1	33	89		
WASHINGTON	10		8	13	2	4	0	0	6	15		2	4	19	7	12	36	10	9	1	90	21	8	38	47		
COLLINS	54		13	2	3	5	0	1	7	10		15	22	40	18	22	45	13	3	10	23	0	0	0	39		
JAMES	34		8	4	0	3	0	0	3	5		13	8	33	19	14	57	18	8	10	44	0	0	0	46		
GARCIA	44		22	7	5	11	0	0	3	3		16	56	62	36	26	58	35	18	17	51	0	0	0	90		
STEVENSON	40		1	0	0	0	0	0	0	1		1	1	1	0	1	0	0	0	0	0	0	0	0	0		
HAYWARD	30		0	0	0	0	0	0	0	0		0	0	1	0	1	0	0	0	0	0	0	0	0	0		
WHITE	24		0	0	0	1	1	0	0	0		0	0	2	1	1	50	0	0	0	0	0	0	0	2		
FRENCH	50		2	0	0	2	0	0	0	0		1	2	5	4	1	80	1	0	1	0	0	0	0	8		
Team Totals			249	83	40	72	1	1	110	170		155	240	666	340	321	51	282	189	93	67	128	50	39	1019		

COACHES GAME SUMMARY

680

184

GAME

Date

Offensive Comments

Defensive Comments

FGA	FGM	%	FTA	FTM	%	STEALS	ASSISTS	REBOUNDS	Fouls	TOT Pts	
								OFF	DEF		
60	28	46	26	19	73	4	4	15	18	18	79